

Quest

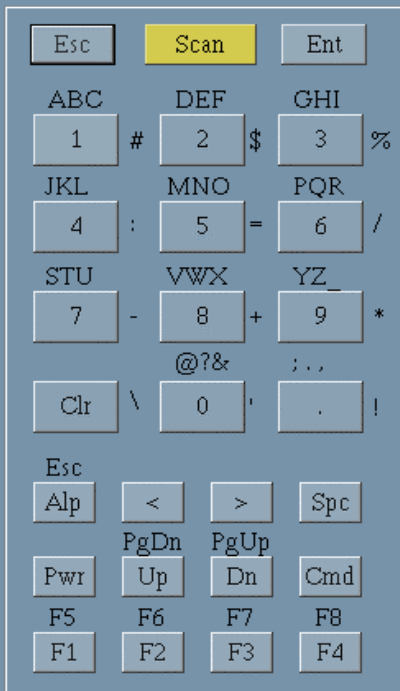
Collect



A SUITE OF DATA COLLECTION APPLICATIONS

QUEST COLLECT LITE

- 1. RECEIVING
 - 2. ITEM TRANSFER
 - 3. SHIPPING
 - 4. INVENTORY
 - 5. ASSET AUDIT
 - 6. INFO SCREEN
- F1 = LOGOFF



unitech
PT630/HT630

Quest Collect Lite

Quest Collect Lite is an easy-to-use, cost-effective data collection system providing accurate, timely information for better business decisions. Quest Collect Lite runs exclusively on a Unitech PT630 or HT630.

Modules include **Receiving**, **Item Transfer**, **Shipping**, **Inventory**, and **Asset Audit**. The software can be configured to activate all the applications or just certain components to fit individual requirements.



The Unitech PT630 and HT630 hand held terminals are rugged mobile devices designed to meet the demands of the various applications. The ruggedness of these units boosts productivity and protects your purchase investment. Weighing less than 250 grams, they are easy to handle and the robust housing enables them to survive multiple 5-foot (1.5 meter) drops to a concrete floor.

The flexible modular design, including bar code reading and keypad input, make the units perfect multi-functional terminals for data collection applications.

Quest Collect Lite

© 2009 Quest Integrated Solutions

Pointe View Professional Park
4833 Darrow Road Suite 100
Stow, OH 44224
P. 330-528-0448
F. 330-650-0172
sales@dowlinggroup.com

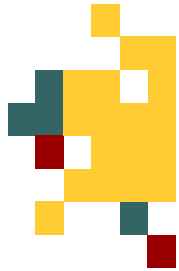


Quest

Integrated Solutions

Solutions for your world.

A Division of Dowling Consulting Group

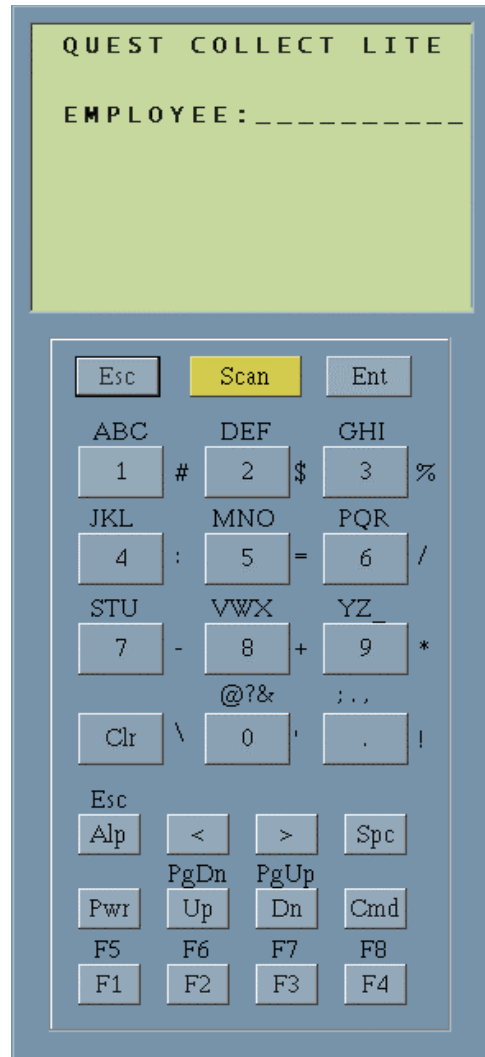


Quest

Collect



A SUITE OF DATA COLLECTION APPLICATIONS



Employee Sign-On

The Sign-On screen identifies the users collecting the data. Field will accept either a bar code scan from a badge or keypad entry.

All subsequent entries are tracked to this individual user for traceability and accountability.

Data collected:

- ✓ **Employee Identification Number**

Standard unit:



Optional Accessories also available:



Quest Collect Lite

© 2009 Quest Integrated Solutions

Pointe View Professional Park
4833 Darrow Road Suite 100
Stow, OH 44224
P. 330-528-0448
F. 330-650-0172
sales@dowlinggroup.com

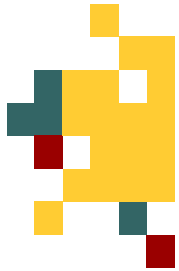


Quest

Integrated Solutions

Solutions for your world.

A Division of Dowling Consulting Group



Quest

Collect



A SUITE OF DATA COLLECTION APPLICATIONS

RECEIVING

P . O . # : -----
 I T E M # : -----
 Q T Y : -----

Esc Scan Ent

ABC DEF GHI
 1 # 2 \$ 3 %

JKL MNO PQR
 4 : 5 = 6 /

STU VWX YZ
 7 - 8 + 9 *

Receiving

Receiving module collects information on in-coming vendor purchase orders.

Data collected:

- ✓ Purchase Order Number
- ✓ Item Number
- ✓ Quantity Received

Report provides information on orders received. All transactions are stamped with the Date and Time.

Manufacturing can now be alerted quickly when critical components arrive.

Microsoft Excel - Report_Receiving.xls

1	EMPLOYEE	PO #	ITEM #	QUANTITY	DATETIME
2	E12345	123456	1323-586	20	04/07/05 08:23:58
3	E12345	1234-567	4859-758	300	04/07/05 08:24:04
4	E12345	77-444848	7352-353	10	04/07/05 08:24:39
5	E12345	8436232	3067-522	3	04/07/05 08:24:46
6	E12345	232006	1312-429	87	04/07/05 08:24:50
7					
8					
9					
10					
11					
12					
13					
14					
15					

Quest Collect Lite

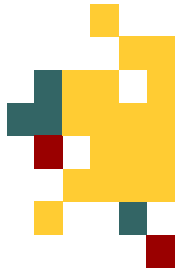
© 2009 Quest Integrated Solutions

Pointe View Professional Park
 4833 Darrow Road Suite 100
 Stow, OH 44224
 P. 330-528-0448
 F. 330-650-0172
 sales@dowlinggroup.com



Quest
 Integrated Solutions
 A Division of Dowling Consulting Group

Solutions for your world.



Quest

Collect



A SUITE OF DATA COLLECTION APPLICATIONS

ITEM TRANSFER

FROM LOC : -----
 ITEM # : -----
 QTY : -----
 TO LOC : -----

Esc Scan Ent

ABC DEF GHI
 1 # 2 \$ 3 %
 JKL MNO PQR
 4 : 5 = 6 /
 STU VWX YZ
 7 - 8 + 9 *

Item Transfer

Item Transfer module tracks warehouse items moving from one location to another.

Whether you transfer from your Receiving Dock to the warehouse, in-house transfers, or from your warehouse to the Shipping Dock, this transaction will keep your 'actual' Inventory up-to-date.

Data collected:

- ✓ From (old) Location
- ✓ Item Number
- ✓ Quantity Transferred
- ✓ To (new) Location

Report identifies inventory locations and items. All transactions are stamped with the Date and Time.

Microsoft Excel - Report_Transfer.xls

EMPLOYEE	FROM LOCATION	ITEM #	QUANTITY	TO LOCATION	DATETIME
E12345	L234	1323-586	3	L239	04/07/05 08:23:58
E12345	L586	4859-758	44	LSHIP	04/07/05 08:24:04
E12345	L947	7352-353	10	L385	04/07/05 08:24:39
E12345	LDOCK	3067-522	20	L392	04/07/05 08:24:46
E12345	L205	1312-429	30	L297	04/07/05 08:24:50
E12345	L312	4859-758	1	L922	04/08/05 08:34:04
E12345	L978	7352-353	54	L912	04/09/05 08:36:14
E12345	L530	3067-522	4	LSHIP	04/10/05 08:36:48
E12345	L253	1312-429	79	L348	04/11/05 08:40:57

Order department can quickly determine stock situations to better service customer inquiries.

Quest Collect Lite

© 2009 Quest Integrated Solutions

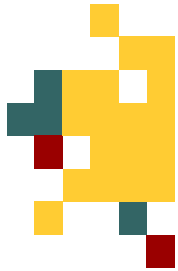
Pointe View Professional Park
 4833 Darrow Road Suite 100
 Stow, OH 44224
 P. 330-528-0448
 F. 330-650-0172
 sales@dowlinggroup.com



Quest
 Integrated Solutions
 A Division of Dowling Consulting Group

Solutions for your world.

A Division of Dowling Consulting Group



Quest

Collect



A SUITE OF DATA COLLECTION APPLICATIONS

SHIPPING

ORDER # : -----
 FROM LOC : -----
 ITEM # : -----
 QTY : -----

Esc Scan Ent

ABC DEF GHI
 1 # 2 \$ 3 %
 JKL MNO PQR
 4 : 5 = 6 /
 STU VWX YZ
 7 - 8 + 9 *

Shipping

Shipping module collects information on out-going orders.

Data collected:

- ✓ Order Number
- ✓ Picked From Location
- ✓ Item Number
- ✓ Quantity Shipped

Report provides up-to-date information on orders shipped. All transactions are stamped with the Date and Time.

Customers can be kept up-to-date with accurate shipping status information pertaining to their orders.

Microsoft Excel - Report_Shipping.xls

1	EMPLOYEE	ORDER #	FROM LOCATION	ITEM #	QUANTITY	DATETIME
2	E12345	9375001	L345	1234-567	44	04/07/05 08:14:48
3	E12345	9375002	LSHIP	8303-835	100	04/07/05 08:15:05
4	E12345	9375003	L432	9294-757	3000	04/07/05 08:15:07
5	E12345	9375004	L956	8103-576	39	04/07/05 08:15:12
6	E12345	9375005	L385	9839-985	75	04/07/05 08:15:16
7	E12345	9375006	L284	7390-954	2	04/07/05 08:15:19
8	E12345	9375007	L106	1638-850	250	04/07/05 08:15:20
9	E12345	9375008	L486	9254-657	125	04/07/05 08:15:23
10						
11						
12						
13						
14						
15						
16						
17						

Quest Collect Lite

© 2009 Quest Integrated Solutions

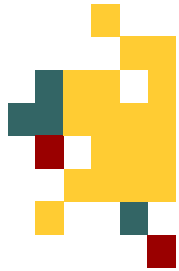
Pointe View Professional Park
 4833 Darrow Road Suite 100
 Stow, OH 44224
 P. 330-528-0448
 F. 330-650-0172
 sales@dowlinggroup.com



Quest
 Integrated Solutions
 A Division of Dowling Consulting Group

Solutions for your world.

A Division of Dowling Consulting Group



Quest

Collect



A SUITE OF DATA COLLECTION APPLICATIONS

ITEM INVENTORY

LOC : -----
 ITEM# : -----
 QTY : -----

Esc Scan Ent

ABC DEF GHI
 1 # 2 \$ 3 %

JKL MNO PQR
 4 : 5 = 6 /

STU VWX YZ
 7 - 8 + 9 *

Item Inventory

Inventory module collects information on current inventory status.

Data collected:

- ✓ Location
- ✓ Item Number
- ✓ Quantity

Report provides up-to-date information on inventory status. All transactions are stamped with the Date and Time.

This module helps eliminate the “I know it’s here but I can’t find it” situation.

Microsoft Excel - Report_Physical.xls

1	EMPLOYEE	LOCATION	ITEM #	QUANTITY	DATETIME
2	E12345	L123	WB041D	44	04/07/05 08:14:48
3	E12345	L124	203372404	105	04/07/05 08:14:49
4	E12345	L125	7001102	38	04/07/05 08:15:05
5	E12345	L126	53320105	95	04/07/05 08:15:07
6	E12345	L139	53320205	412	04/07/05 08:15:12
7	E12345	L158	PE-07-LD	30	04/07/05 08:15:16
8	E12345	L285	F15E2	267	04/07/05 08:15:17
9	E12345	L287	F15D2	2	04/07/05 08:15:18
10	E12345	L312	53320205	9	04/07/05 08:15:19
11	E12345	L344	PF06B2	16	04/07/05 08:15:20
12	E12345	L388	F15A2	84	04/07/05 08:15:23
13					
14					
15					
16					
17					

Quest Collect Lite

© 2009 Quest Integrated Solutions

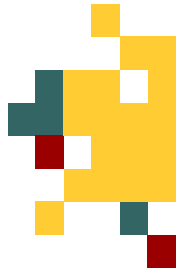
Pointe View Professional Park
 4833 Darrow Road Suite 100
 Stow, OH 44224
 P. 330-528-0448
 F. 330-650-0172
 sales@dowlinggroup.com



Quest
 Integrated Solutions
 A Division of Dowling Consulting Group

Solutions for your world.

A Division of Dowling Consulting Group



Quest

Collect



A SUITE OF DATA COLLECTION APPLICATIONS

ASSET AUDIT

BUILDING: _____
 LOCATION: _____
 ASSET ID: _____

Esc Scan Ent

ABC	DEF	GHI
1 #	2 \$	3 %
JKL	MNO	PQR
4 :	5 =	6 /
STU	VWX	YZ
7 -	8 +	9 *

Asset Audit

Asset Audit module collects information on company assets.

Data collected:

- ✓ Building Identification
- ✓ Location
- ✓ Asset Identifier

Report provides information on Assets and their Locations. All transactions are stamped with the Date and Time.

Accounting now has an accurate list of valuable assets and their locations.

Microsoft Excel - Report_Asset.xls

EMPLOYEE	BUILDING	LOCATION	ASSET ID	DATETIME
E12345	123	1295	53320105	04/07/05 08:14:48
E12345	123	1295	53320205	04/07/05 08:14:49
E12345	123	1295	PF06B2	04/07/05 08:15:05
E12345	123	1295	PF06B3	04/07/05 08:15:07
E12345	123	1295	9-999-999-E-9	04/07/05 08:15:12
E12345	123	1295	F16E1	04/07/05 08:15:16
E12345	123	1295	F16D1	04/07/05 08:15:17
E12345	123	1295	F16C1	04/07/05 08:15:18
E12345	123	1295	PF06B4	04/07/05 08:15:19
E12345	123	1295	BE440707	04/07/05 08:15:20
E12345	123	1295	PE-07-LD	04/07/05 08:15:23
E12345	123	1295	F15E2	04/07/05 08:15:28
E12345	123	1295	F15D2	04/07/05 08:15:28
E12345	123	1295	F15C2	04/07/05 08:15:29
E12345	123	1295	F15B2	04/07/05 08:15:30
E12345	123	1295	F15A2	04/07/05 08:15:31

Quest Collect Lite

© 2009 Quest Integrated Solutions

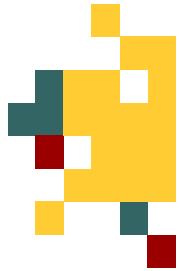
Pointe View Professional Park
 4833 Darrow Road Suite 100
 Stow, OH 44224
 P. 330-528-0448
 F. 330-650-0172
 sales@dowlinggroup.com



Quest
 Integrated Solutions
 A Division of Dowling Consulting Group

Solutions for your world.

A Division of Dowling Consulting Group



Quest

Collect



A SUITE OF DATA COLLECTION APPLICATIONS

INFO SCREEN

EMPLOYEE: E12345
04/29/2005 12:29:18

Need Customized?
Quest Integrated Sol
** 330-528-0448 **

Esc	Scan	Ent		
ABC	DEF	GHI		
1 #	2 \$	3 %		
JKL	MNO	PQR		
4 :	5 =	6 /		
STU	VWX	YZ		
7 -	8 +	9 *		
Clr \	@?&	0 ' ; , . !		
Esc	Alp	<	>	Spc
	PgDn	PgUp		
Pwr	Up	Dn	Cmd	
F5	F6	F7	F8	
F1	F2	F3	F4	

Information Screen

No input is necessary. See who is currently signed on to the device and verify the Date and Time are correct.

Data collected:

✓ None

Quest Collect Lite

© 2009 Quest Integrated Solutions

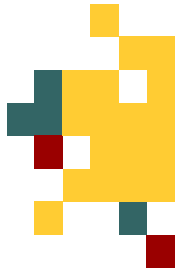
Pointe View Professional Park
4833 Darrow Road Suite 100
Stow, OH 44224
P. 330-528-0448
F. 330-650-0172
sales@dowlinggroup.com



Quest

Integrated Solutions
A Division of Dowling Consulting Group

Solutions for your world.



Quest

Collect



A SUITE OF DATA COLLECTION APPLICATIONS

Quest Integrated Solutions, a division of Dowling Consulting Group, specializes in Wireless Networks and Automated Data Collection Systems.

Since 1991, Quest has provided integration skills and custom solutions to assist and implement applications utilizing Bar Coding, Radio Frequency Identification, Warehouse Management Systems, Database Development, Managed Reporting, Customer Relationship Management, Web Development and E-Commerce Applications.

Clients span organizations in Manufacturing, Warehousing, Distribution, Healthcare, and Retail.

Need Customized?

If you need a modification to any module, Quest Integrated Solutions is here for you! We understand your needs and the success of business applications. We will work diligently with you to **design and implement solutions for your world.** If you need to create your own module, we are here for you.

Other Services:

- PROJECT CONSULTING
- PROJECT MANAGEMENT
- CUSTOM SOFTWARE DEVELOPMENT
- WIRELESS SITE SURVEYS
- HARDWARE AND SOFTWARE PRE-CONFIGURATION AND TESTING
- INSTALLATION
- ON-GOING MAINTENANCE AND SUPPORT FOR HARDWARE AND SOFTWARE

Don't settle for anything less! - give us a call.

Quest Collect Lite

© 2009 Quest Integrated Solutions

Pointe View Professional Park
4833 Darrow Road Suite 100
Stow, OH 44224
P. 330-528-0448
F. 330-650-0172
sales@dowlinggroup.com

